
An Introduction to the UK Data Service: Resources for Social Research

Deborah Wiltshire
UK Data Service

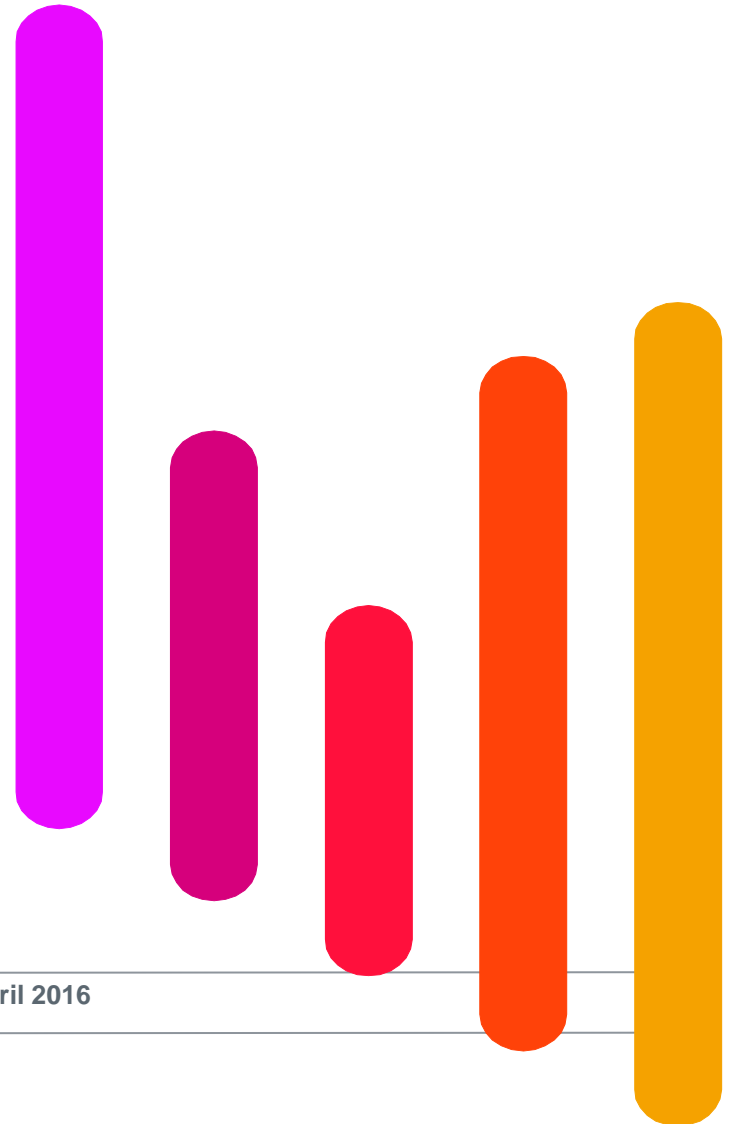
25 April 2016

UK Data Service



Overview

- What is the UK Data Service
- Key types of data
- Searching for data
- Accessing data
- Useful resources
- Further help
- Questions?



What is the UK Data Service?

- a comprehensive resource funded by the ESRC
- a single point of access to a wide range of secondary social science data
- support, training and guidance



Who is it for?

- academic researchers and students
- government analysts
- charities and foundations
- business consultants
- independent research centres
- think tanks



UK Data Service

Explore the UK's largest collection of social, economic and population data resources.

Search data 

About the UK Data Service



Guides and resources

- Dataset guides
- Topic guides
- Methods and software guides
- Guides to exploring online

[See more >](#)



Video tutorials
See our growing range of training videos

See data from all over the world [Browse our data map](#)

Data types

- Census data
- International macrodata



Latest data

OECD Main Economic Indicators Databank, 1960-2015



Types of data

Survey Microdata

Major UK surveys
Cross-sectional
Longitudinal

International Macrodata

Multi-nation aggregate
databanks and survey
data

Census

Aggregate data for 1971-
2011
Microdata for 1991-2011

Qualitative/Mixed methods

Range of multimedia
qualitative data sources
Mix of qualitative and
quantitative data



Sources of data

- Official agencies – mainly central government
- International statistical time series
- Research institutions
- Individual academics - research grants
- Market research agencies
- Public records/historical sources

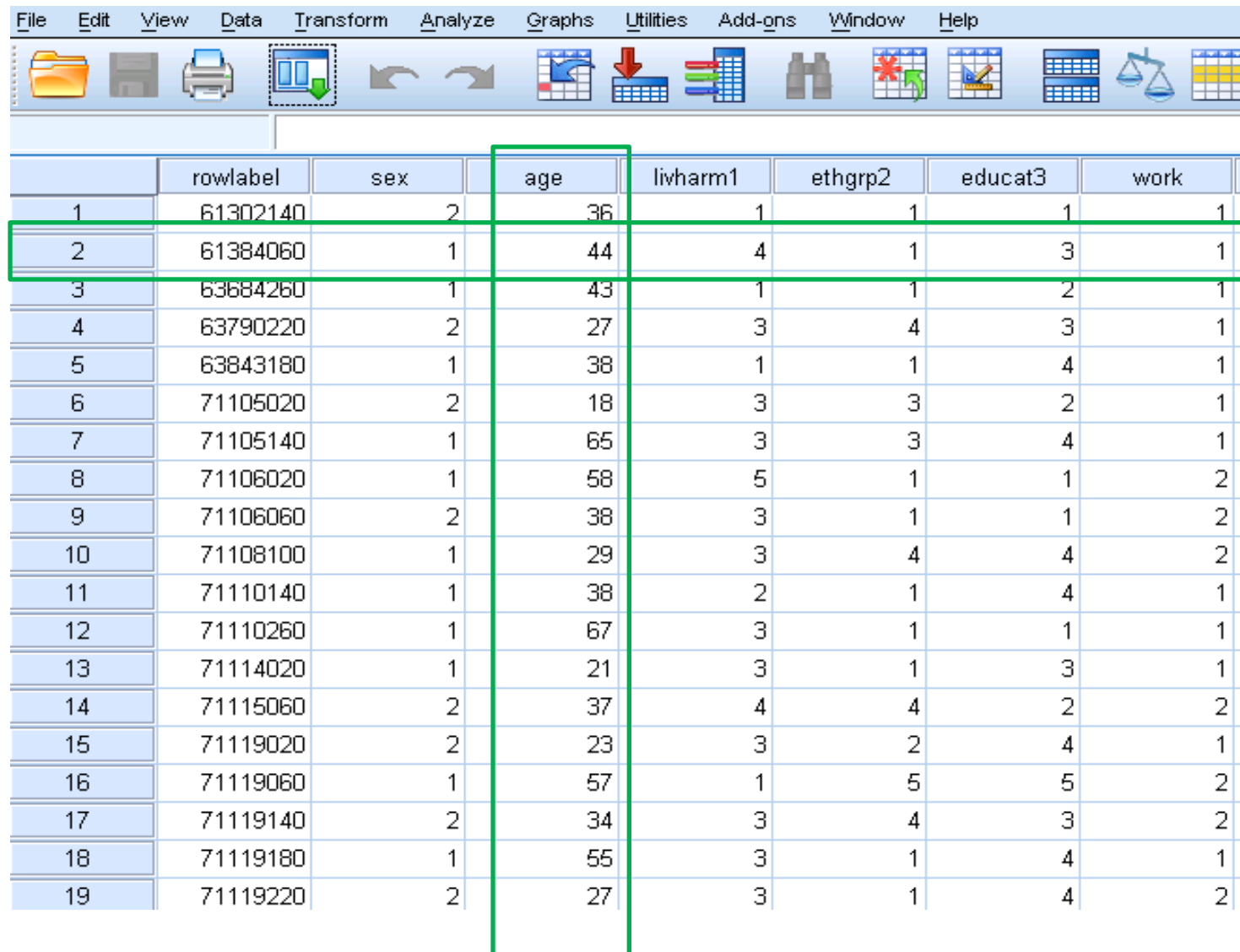


Survey microdata

- individual or household level data which have been anonymised to prevent disclosure
- needs to be analysed using an analysis package like SPSS or Stata
- very flexible as you can produce your own tables, populations and attributes



Survey microdata



The image shows a screenshot of a data analysis software interface. The menu bar includes File, Edit, View, Data, Transform, Analyze, Graphs, Utilities, Add-ons, Window, and Help. The toolbar contains various icons for file operations, data manipulation, and visualization. Below the toolbar is a table with 19 rows and 8 columns. The columns are labeled: rowlabel, sex, age, livharm1, ethgrp2, educat3, and work. The 'age' column is highlighted with a green box. The data in the table is as follows:

	rowlabel	sex	age	livharm1	ethgrp2	educat3	work
1	61302140	2	36	1	1	1	1
2	61384060	1	44	4	1	3	1
3	63684260	1	43	1	1	2	1
4	63790220	2	27	3	4	3	1
5	63843180	1	38	1	1	4	1
6	71105020	2	18	3	3	2	1
7	71105140	1	65	3	3	4	1
8	71106020	1	58	5	1	1	2
9	71106060	2	38	3	1	1	2
10	71108100	1	29	3	4	4	2
11	71110140	1	38	2	1	4	1
12	71110260	1	67	3	1	1	1
13	71114020	1	21	3	1	3	1
14	71115060	2	37	4	4	2	2
15	71119020	2	23	3	2	4	1
16	71119060	1	57	1	5	5	2
17	71119140	2	34	3	4	3	2
18	71119180	1	55	3	1	4	1
19	71119220	2	27	3	1	4	2

Survey microdata: working

(D) Age 16-65+ in ten year age bands * (D) BMI grouped with Obese categories I, II, III Crosstabulation

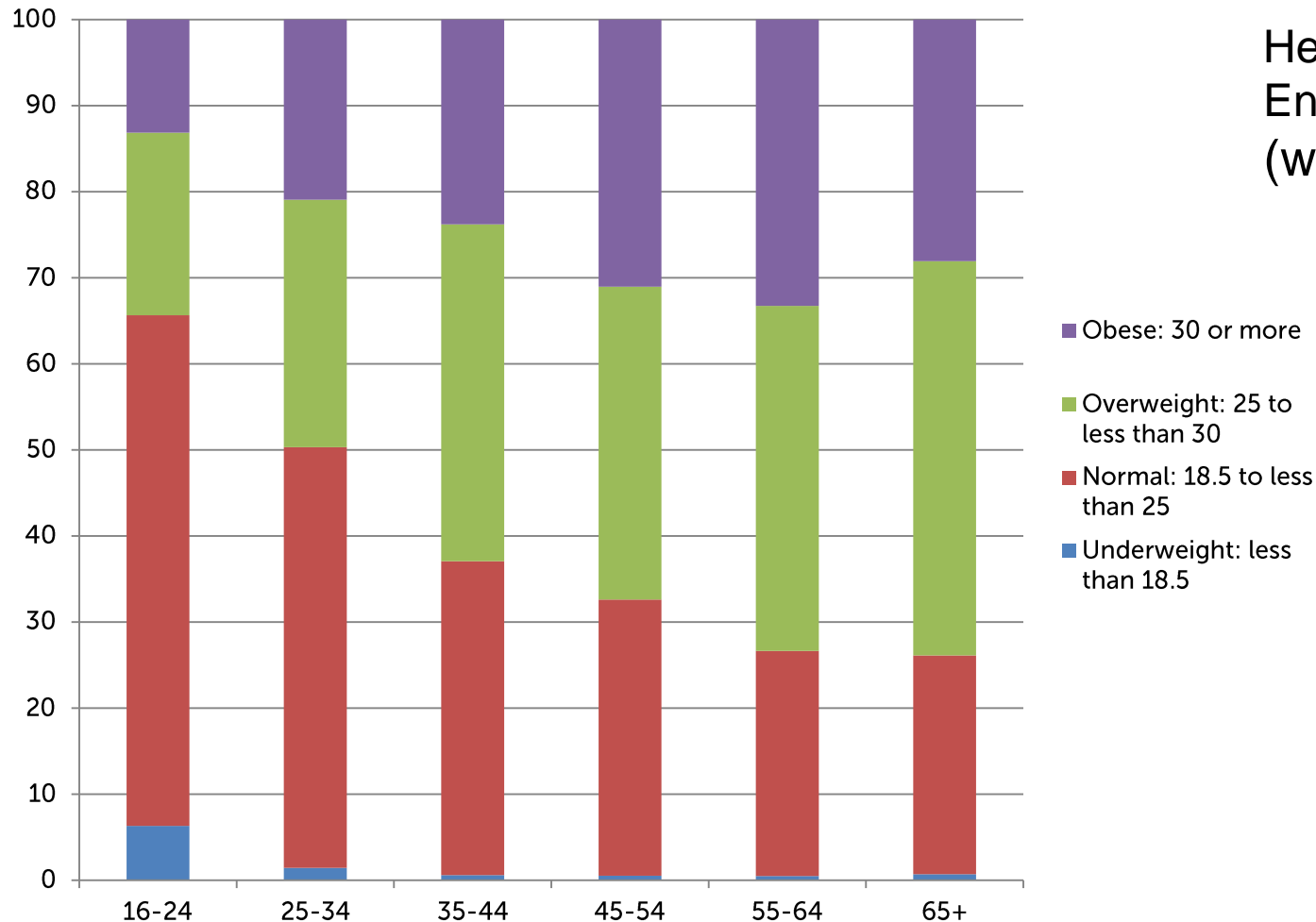
Count

		(D) BMI grouped with Obese categories I, II, III						Total
		Underweight: less than 18.5	Normal: 18.5 to less than 25	Overweight: 25 to less than 30	Obese I: 30 to less than 35	Obese II: 35 to less than 40	Obese III: 40 or more	
(D) Age 16-65+ in ten year age bands	16-24	25	235	84	29	14	9	396
	25-34	9	306	180	83	37	11	626
	35-44	5	302	324	134	43	20	828
	45-54	5	301	341	190	68	33	938
	55-64	4	210	322	184	58	25	803
	65+	9	328	591	274	71	17	1290
Total		57	1682	1842	894	291	115	4881

Survey microdata outputs

Percentage of people who are underweight or overweight by 10 year age groups

Health Survey for England 2014
(weighted data)



Key UK surveys

- Labour Force Survey
- Annual Population Survey
- Health Surveys (England/Wales/Scotland)
- General Household Survey/General Lifestyle Survey
- Expenditure and Food Survey/Living Costs and Food Survey
- Crime Survey for England and Wales
- Family Resources Survey
- ONS Omnibus/Opinions Survey
- Citizenship Survey
- British Social Attitudes Survey



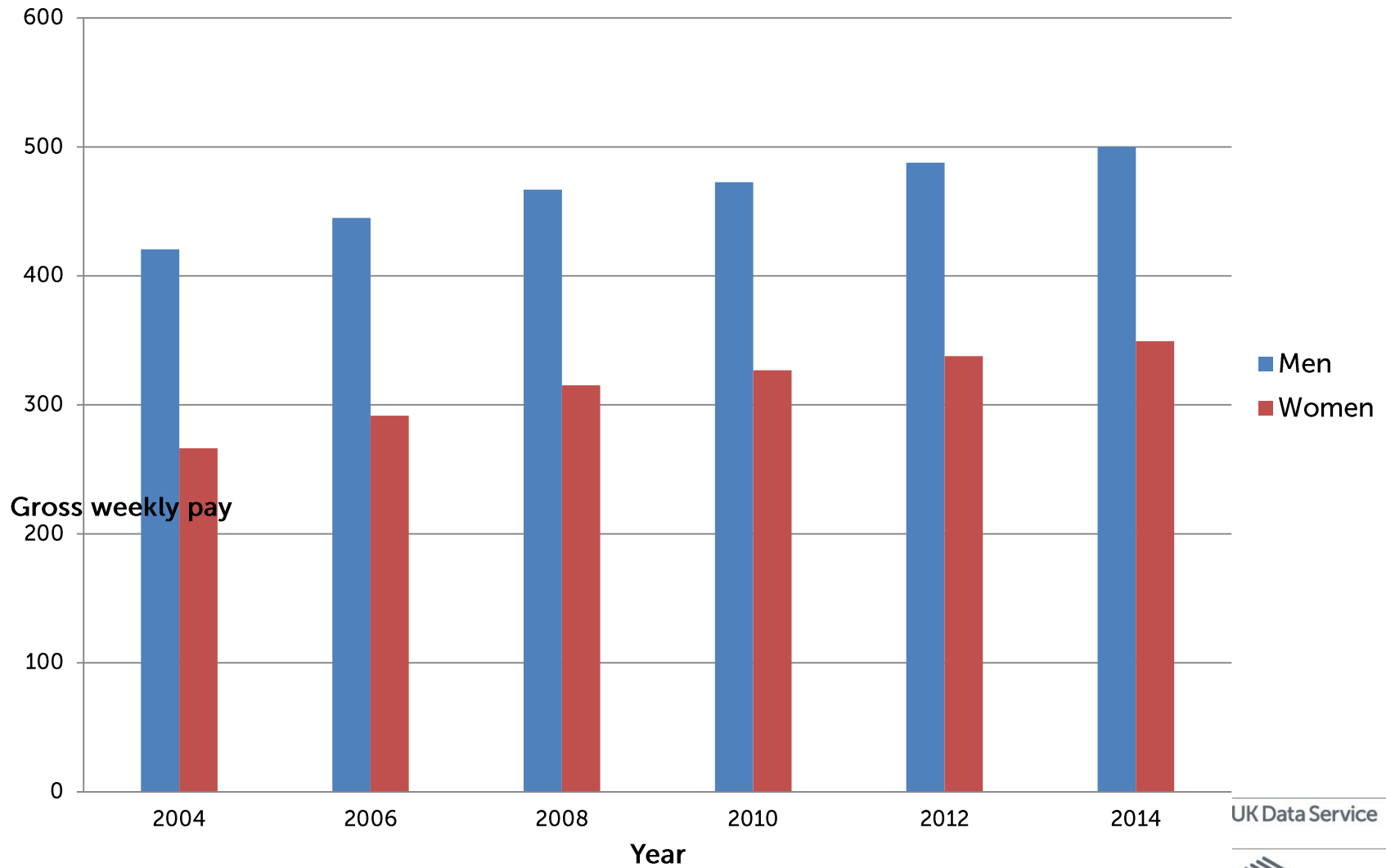
Annual Population Survey

- **Topics:**
 - Education
 - Employment & training
 - Health
 - Ethnicity
- **Survey design**
 - Comprises key variables from the Labour Force Survey
 - annual data from 2004



Gross Weekly Pay (£) in Main Job by Sex, 2004-2014

Annual Population Survey



UK Data Service



Longitudinal & Cohort data

Similar to 'UK Surveys'

- individual level data
- large samples, nationally-representative
- surveys are repeated, often annually



BUT

- they follow the same individuals over time
- new respondents are added regularly to keep numbers up

Key data: Longitudinal & Cohort studies

- National Child Development Study (NCDS)
- 1970 British Cohort Study (BCS70)
- Millennium Cohort Study (MCS)
- British Household Panel Survey (BHPS)
- Understanding Society (UKHLS)
- English Longitudinal Study of Ageing (ELSA)
- Growing Up in Scotland (GUS)
- Longitudinal Study of Young People in England (LSYPE)



British Household Panel Survey

- Collected and deposited by the Institute for Social and Economic Research at the University of Essex
- Follows the members of 5500 households first sampled in 1991 every year to 2008
- Coverage includes:
income, labour market behaviour, social and political values, health, education, housing and household organisation



Understanding Society

- The follow-up to the BHPS. Expanded to 40,000 households and 100,000 individuals including the original BHPS sample
- Coverage includes:
 - current employment and earnings; employment status;
 - parenting and childcare arrangements; family networks; benefit payments; political party identification; household finances; environmental behaviours; consents to administrative data linkage (health and education).
- Also incorporates an innovation panel



Cohort studies

- Survey design:
 - Tracking individuals over time who were born in a particular period
- National Child Development Study (1958)
- 1970 British Cohort Study
- Millennium Cohort Study (2000/01)
- New survey – Life Study: 100,000 babies (2014-2018)

- **different decades**
 - examine generational change
- **topics: Health/medical focus**
- **social and economic circumstances**



Aggregate data

- Aggregated: statistics or counts
- Tabular format
- Units are geographical areas
- Can be used;
 - as they are
 - for further analysis – trends, relationships
 - as contextual information



International macrodata

- time series data aggregated to country/region
- regularly updated
- international governmental organisations (IMF, OECD, IEA, World Bank)
- only available to staff and students from UK institutions of higher and further education (World Bank data are open access)



International macrodata themes

Databanks cover:

- economic performance and development
- trade, industry and markets
- employment
- demography, migration and health
- governance
- human development
- social expenditure
- education
- science and technology
- land use and the environment



International macrodata



UKDS.Stat
Disseminating international time-series data for the UK Data Service

[Login](#) | [Contact Us](#) | [Guides](#) | [Help](#)

Search

[Getting Started](#)

20 October: We celebrate World Statistics Day
15 July: We have launched a new version of UKDS.Stat! Please take a look at some of the [new features and enhancements](#).

[Login](#) to view the full data portfolio (UK HE/FE only), or browse World Bank, OECD and IMF Open Data.

To get started, select data in the left-hand menus or select a dataset from the table below.

UKDS.Stat [user guides](#) and [video tutorials](#) provide extensive help on accessing the data. Please do [get in touch](#) if you have any questions for us.

UKDS.Stat platform	Other platforms and data formats
World Bank datasets: ADI IDS WDI	IMF eLibrary Text Collection Currently unavailable
IMF datasets: BOPS DOTS GFS IFS WEO	
OECD datasets	OECD International Trade by Commodity Statistics (2010) in CSV format
IEA datasets	United Nations Comtrade Database (premium access)
Unido industrial statistics: IDSB INDSTAT2 INDSTAT4	Eurostat New Cronos Database

Download the series you want from the appropriate online tool: UKDS.Stat or IMF eLibrary.

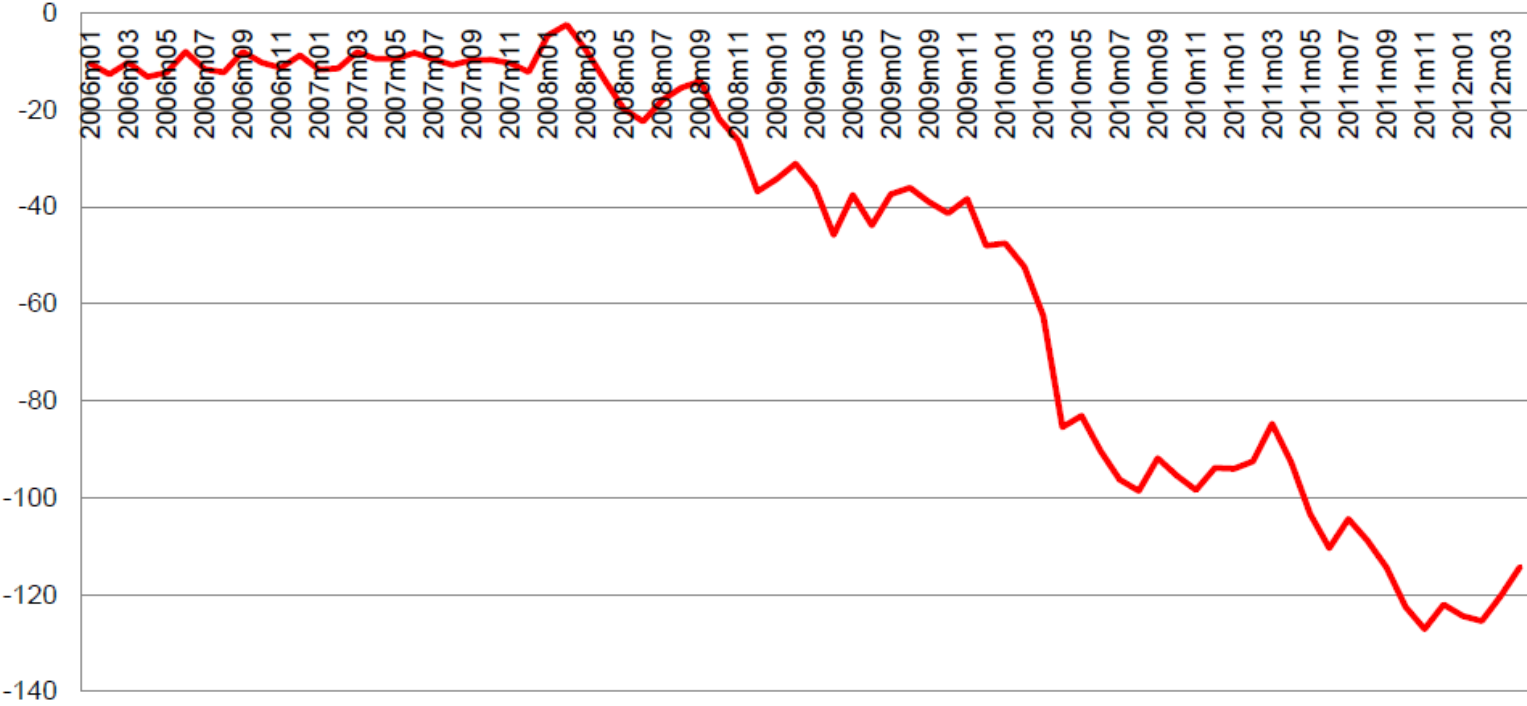
Connect with the UK Data Service on Facebook

Explore our data on Sustainable Development Goals

- No poverty:**
 - Poverty headcount
 - Infant mortality rate
 - Percentage living on less than \$1.25 a day
- Zero hunger:**
 - Prevalence of undernourishment
 - Depth of food deficit
- Good health and wellbeing:**
 - Maternal mortality
 - Prevalence of HIV
 - Measles immunisations
- Quality education:**
 - Youth literacy rates
- Gender equality:**
 - Adolescent fertility rate
 - Parliamentary seats held by women
- Clean water and sanitation:**
 - Access to improved sanitation facilities
- Industry, Innovation and Infrastructure:**
 - Mobile cellular subscriptions
 - R&D expenditure and technology exports
- Life on land:**
 - Land use in African countries
 - Protected terrestrial and marine areas
 - Mammal and bird species, threatened
- Peace, justice and strong institutions:**
 - Bribery incidence %
 - Intentional homicide

International macrodata outputs

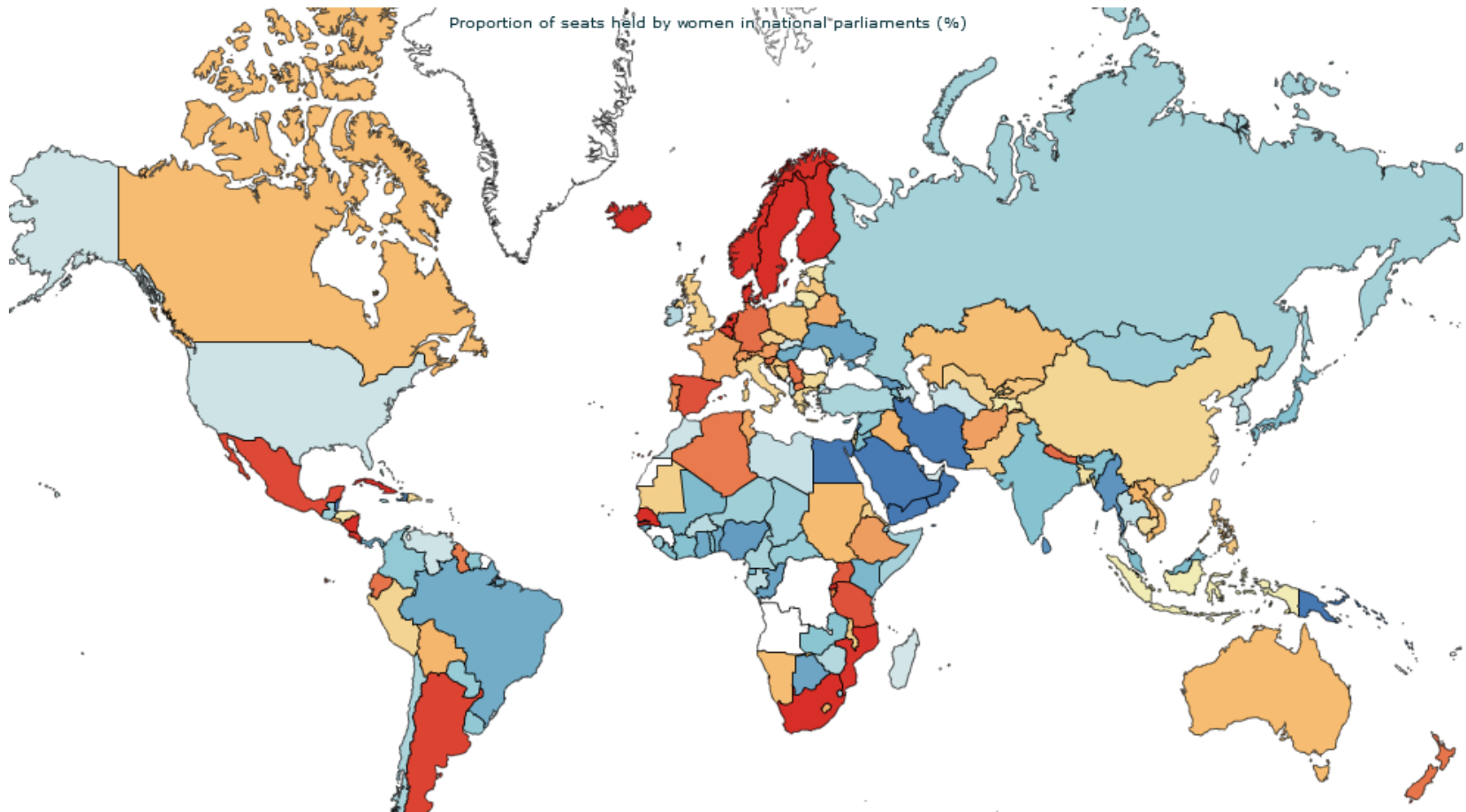
Greece: Net Claims On Eurosystem (Units: National Currency, Billions)



International Monetary Fund (2012): International Financial Statistics (Edition: July 2012).
Mimas, University of Manchester. DOI: <http://dx.doi.org/10.5257/imf/ifs/2012-07>



International macrodata outputs



Proportion of seats held by women in national parliaments (%)

World Bank (2013): World Development Indicators (Data downloaded: 30 January 2013).

Mimas, University of Manchester. DOI: <http://dx.doi.org/10.5257/wb/wdi/2013-01-30>

UK Data Service



Census data

UK Data Service
Census Support



About Census Support

Get census data

Use census data

Census news and events

Census Support

Who we are

We provide access to and user support for 1971, 1981, 1991, 2001 and 2011 UK census data

[Read more](#)

STOP

LOGIN / REGISTER

DISCOVER UK DATA SERVICE

Search and browse the UK Data Service Census Support data collection:

GO

Census Data Website


Want to search wider? [Search the whole of the UK Data Service](#)

LATEST TWEETS



UKDataService Are you in the first 10 years of your career? Enter the @RoyalStatSoc Young Statisticians writing contest <http://t.co/IDf5Spf7N6> #stats2013

LATEST NEWS



Staff vacancy: Data and Services Developer UK Data Archive

UK DATA SERVICE CENSUS SUPPORT



We are the UK Data Service Census Support. This site replaces the old ESRC

QUICK ACCESS TO

UK Data Service

Aggregate data

Flow data

Microdata

Boundary data

UK Data Service

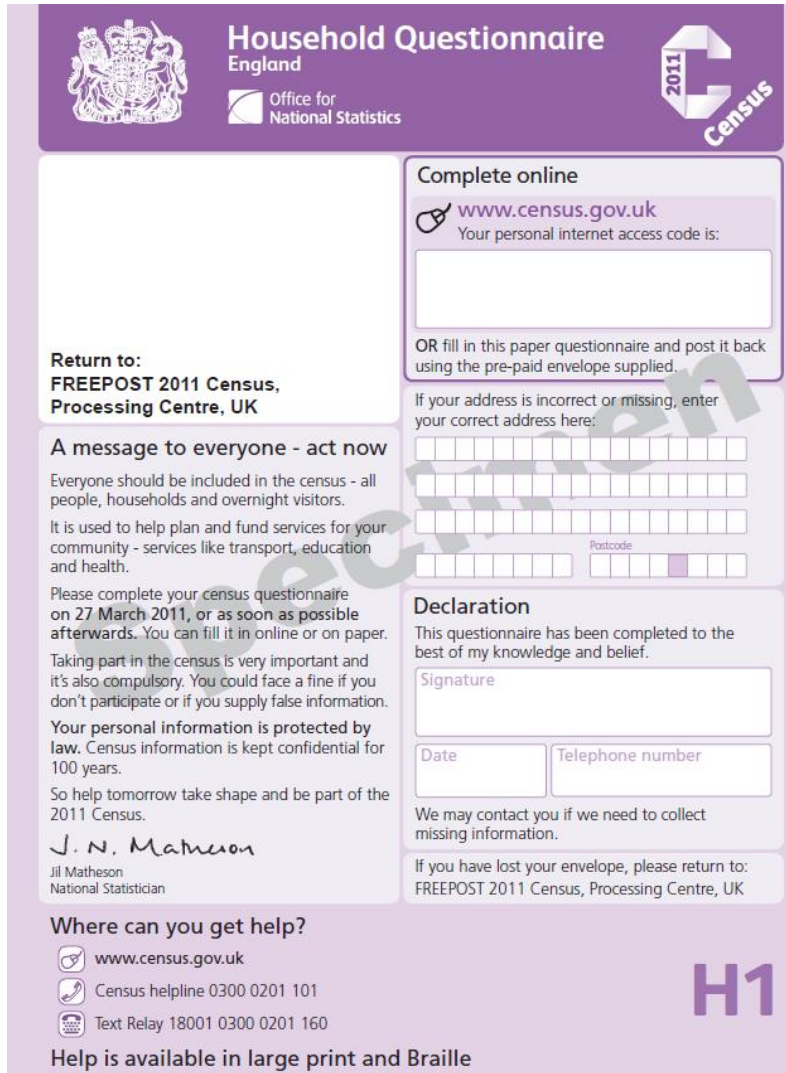


UK census data

- 1971-2011 census data
- gold standard
- used as baseline for other statistics
- detailed combinations of characteristics
- small geographies
- census outputs
 - Aggregate data
 - Boundary data
 - Flow data
 - Microdata
- Mostly open (some restrictions may apply)



Topics



Household Questionnaire
England
Office for National Statistics

2011 Census

Return to:
FREEPOST 2011 Census,
Processing Centre, UK

A message to everyone - act now
Everyone should be included in the census - all people, households and overnight visitors. It is used to help plan and fund services for your community - services like transport, education and health. Please complete your census questionnaire on 27 March 2011, or as soon as possible afterwards. You can fill it in online or on paper. Taking part in the census is very important and it's also compulsory. You could face a fine if you don't participate or if you supply false information. Your personal information is protected by law. Census information is kept confidential for 100 years. So help tomorrow take shape and be part of the 2011 Census.

J. N. Matheson
Jil Matheson
National Statistician

Where can you get help?
www.census.gov.uk
Census helpline 0300 0201 101
Text Relay 18001 0300 0201 160

Complete online
www.census.gov.uk
Your personal internet access code is:
[input box]
OR fill in this paper questionnaire and post it back using the pre-paid envelope supplied.
If your address is incorrect or missing, enter your correct address here:
[input boxes]
Postcode [input box]

Declaration
This questionnaire has been completed to the best of my knowledge and belief.
Signature [input box]
Date [input box] Telephone number [input box]
We may contact you if we need to collect missing information.
If you have lost your envelope, please return to: FREEPOST 2011 Census, Processing Centre, UK

H1

- age
- sex
- health
- religion
- ethnicity
- caring
- travel to work
- household composition
- housing
- car ownership
- employment
- education
- national identity
- second homes
- intention to stay



Census aggregate data

- counts of people, households, etc. with particular combinations characteristics for an area
- areas vary from large to very small
- example:
number of females aged 30-34 who are married and live in private rented accommodation in the county of Cheshire



Census tools - InFuse

UK Data Service
Census Support



InFuse: 2011 Census data



Steps: **1** 2 3 4

[Start Again](#)

Topics

[+ Show Guidance](#)

Filters

[Clear filters](#)

Showing 90 topic combinations

Page 1 of 6

First < 1 | 2 | 3 > Last

Topics

- Accommodation type
- Adult lifestage (alternative adult definition)
- Adults in household, number of
- Age
- Age of arrival in the UK
- Age of children
- Age of household reference person
- Age of schoolchildren and

• Accommodation type

[Select](#)

• Age
• Dependent children
• Family status
• Sex

[Select](#)

• Age
• Economic activity
• Industry

[Select](#)

• Age
• Economic activity

[Select](#)

• Accommodation type
• Usual resident population

• Age
• Economic activity
• Hours worked
• Sex

• Age
• Economic activity
• Occupation
• Sex

• Age
• Qualification, highest level of

UK Data Service



<http://infuse.mimas.ac.uk/>

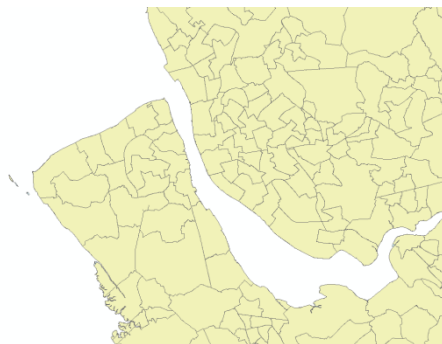
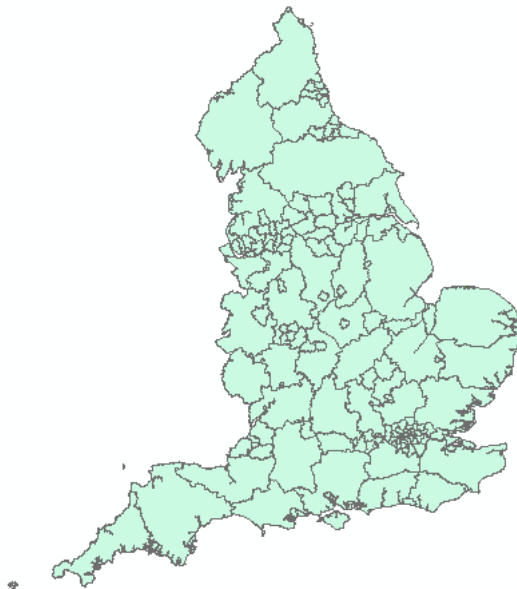
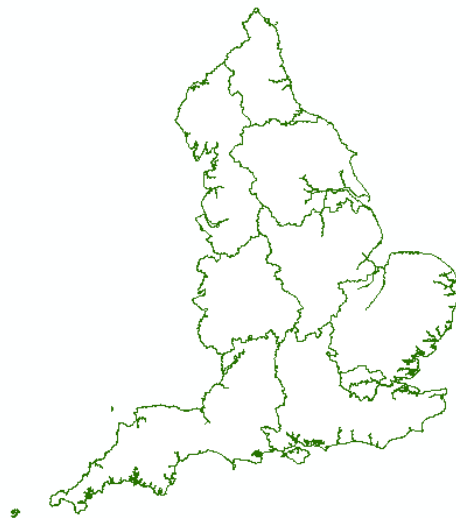
Using InFuse

Example data for 2011. This table was generated using InFuse.

CDU_ID	GEO_CODE	GEO_LABEL	GEO_TYPE	GEO_TYP2	F995
					Car or van availability : 4 or more cars or vans in household - Unit : Households
1211366	E12000001	North East	Regions	RGN	13302
1211367	E12000002	North West	Regions	RGN	42129
1211368	E12000003	Yorkshire and The Humber	Regions	RGN	32465
1211369	E12000004	East Midlands	Regions	RGN	38568
1211370	E12000005	West Midlands	Regions	RGN	48079
1211371	E12000006	East of England	Regions	RGN	63606
1211372	E12000007	London	Regions	RGN	30612
1211373	E12000008	South East	Regions	RGN	98190
1211374	E12000009	South West	Regions	RGN	57932



Census boundary data

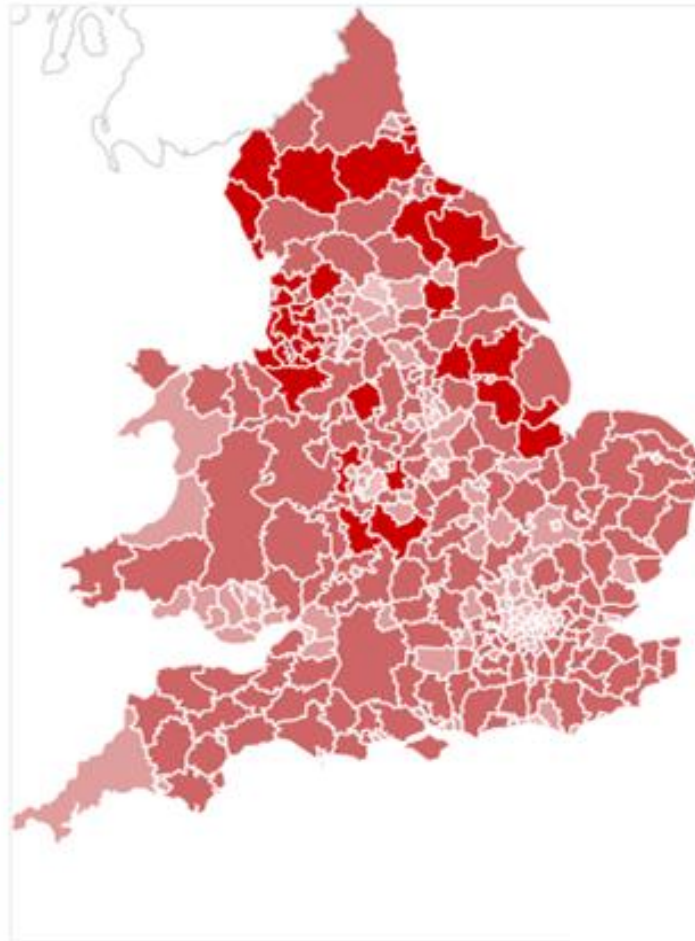


Religion

Percentage Christians, 2001



Percentage Christians, 2011



More than 80%	50-59%
70-79%	Less than 50%

Census tools – boundary data

ACCESS BOUNDARY DATA

These tools are restricted to staff and students from UK further/higher education institutions.



[EasyDownload](#)

The most regularly requested census boundaries available as ready-to-use national datasets in popular formats



[Boundary Data Selector](#)

This facility lets you select the boundaries you want, for the area you want, in the format you want



[Postcode Directory Download](#)

This facility allows you to download complete versions of current and historical postcode directories (sometimes referred to as look-up tables)



[Postcode Data Selector](#)

This facility allows you to download the set of postcodes that you want from postcode directories released between 2001 and the present day



[GeoConvert](#)

A geography matching and conversion tool. Obtain and manipulate complex geographical and postcode data in a straightforward way



[Thematic Mapper](#)

Create Choropleth thematic maps from your own uploaded CSV file and boundary data from Census Support



[Metadata Viewer](#)

This facility allows you to search for and view metadata records associated with the census geographic datasets



[WICID \(Web-based Interface to Census Interaction Data\)](#)

This facility allows users to select and download migration and journey-to-work flow data collected by the Census of Population.



[Casweb](#)

This facility contains boundary data bundled with census aggregate data for the 2001 and 1991 Censuses

<http://census.ukdataservice.ac.uk/get-data/boundary-data.aspx>

<http://census.ukdataservice.ac.uk/use-data/guides/boundary-data.aspx>

UK Data Service



Census flow data

- special type of aggregate data, where there is an origin and destination
- two main types
 - commuting
 - migration



<http://census.ukdataservice.ac.uk/use-data/guides/flow-data.aspx>

<http://cider.census.ac.uk/cider/wicid/query.php>

UK Data Service



WICID

Origin geography: UK Government Office Regions (1999-) **Destination geography: UK Government Offi**

Layer: Total migrants [Table MG101]

Origins	Destinations						
	North East	North West	Yorkshire and The Humber	East Midlands	West Midlands	East of England	London
North East	222328	5380	8203	3238	2261	2858	4279
North West	5225	585973	17830	9527	10645	6490	11596
Yorkshire and The Humber	7977	14930	460361	15232	6177	6337	9582
East Midlands	2634	8742	14993	353045	12530	11273	9943
West Midlands	2187	10709	7480	14682	421606	6648	10592
East of England	2764	6649	8549	17004	7812	423178	28470
London	3370	9678	8267	11015	9513	53477	641404
South East	3919	11556	11125	18175	14081	25314	51487
South West	2128	6691	5674	6974	10733	8577	15404



Census microdata

- individual-level data which has been anonymised to prevent disclosure
- Sample of Anonymised Records (SARs)
- looks like data you would get from doing a survey yourself
- analysed using an analysis package like SPSS or Stata
- more flexible as you can produce your own tables, populations and attributes
- 1991, 2001 and 2011 SARs data available



Qualitative data

Qualitative data is non-numeric information for example:

- interview transcripts
- visual data
- focus groups
- Essays
- Diaries
- observation notes
- Documents
- audio data
- open-ended survey questions
- case notes
- newspaper clippings, etc.



Mixed methods approaches combine qualitative data with quantitative (numeric) data

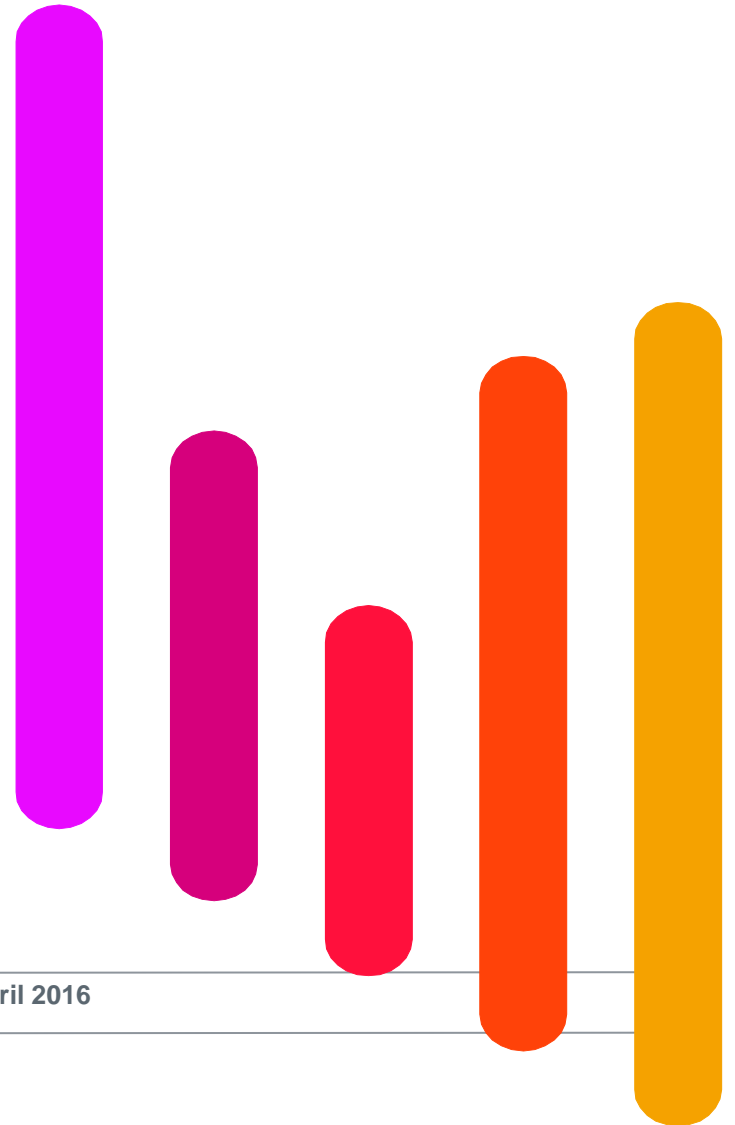
Examples of qualitative data collections

- Family Life and Work Experience before 1918, Middle and Upper Class Families in the Early 20th Century, 1870-1977 ([SN 5404](#))
- Gender Difference, Anxiety and the Fear of Crime, 1995 ([SN 4581](#))
- Mothers Alone: Poverty and the Fatherless Family, 1955-1966 ([SN 5072](#))
- Affluent Worker in the Class Structure, 1961-1962 ([SN 6512](#))



Searching for Data

- Key data
- Data by theme
- Using Discover & VQB



Finding key data

UK Data Service

About us **Get data** Use data Manage data Deposit data News and Events

Home > Discover data > Key data

Key data

Browse our most popular datasets, by data type.

Key data

Data by theme

Data by geography

How to access

Open access data

Explore online

About our data

Other providers

Data access policy

UK surveys	Cross-national surveys	Longitudinal studies	International macrodata	Census data
Business microdata	Qualitative / mixed methods			

SHARE

These UK surveys can be used to produce national estimates.

They can all be used to describe a population at one point of time and most can be used to compare populations at more than one time point. Many are large surveys that are used to inform policy.

- [Discover data](#) from UK surveys
- [Discover case studies](#) relating to UK surveys

Annual Population Survey


The Annual Population Survey (APS) combines data from the Labour Force Survey (LFS) and national boosts. Datasets contain 12 months of data and responses from 155,000 households and 360,000 people. It thus improves intercensal monitoring of key variables for a range of policy purposes.

LOGIN / REGISTER

DISCOVER UK DATA SERVICE

GO

Data Website



PERCEPTIONS OF CLIMATE CHANGE

We hold interesting quantitative, qualitative and mixed method data collections and case studies related to flood events, extreme weather, environmental and conservation issues.

▶

QUICK ACCESS TO

Variable and question bank

Dataset guides in Discover



Data by theme

UK Data Service



- About us
- Get data
- Use data
- Manage data
- Deposit data
- News and events

Home > Discover data > Data by theme

Data by theme

SHARE

The UK Data Service has web pages to aid researchers looking specifically for data on particular themes:

Ageing



Ageing is the accumulation of a wide range of changes experienced by a person over time, including physical, psychological, and social factors. In particular, given the rise in life expectancy, there has been increasing focus on the social factors of ageing e.g. longer working hours, pensions, issues related to health and quality of life. Equally, social inequalities caused by increasing longevity also raise a complex set of challenges for policy makers. The UK Data Service holds a variety of data collections related to ageing, from key government and longitudinal surveys to international indicators and qualitative historical interviews.

Crime



'Crime' encompasses a wide range of issues that lie within the remit of several academic disciplines, including sociology, psychology, law and economics. As a theme, crime may cover various topics, ranging from contemporary concerns over youth gangs and anti-social behaviour, through 'white collar' and corporate crime, including crimes against the environment, to serious violence. Crime-related data held by the UK Data Service include not only national crime surveys (which themselves cover diverse issues such as identity theft and alcohol-related disorder in the night-time economy) but also illegal drug use, workers in the criminal justice system, football hooliganism and community policing in Africa.

Education



Education is a key factor in shaping an individual's life chances. It not only determines later employment chances, but also living and housing

LOGIN / REGISTER

DISCOVER UK DATA SERVICE

GO

Data Website

LATEST THEME PAGES NOW RELEASED

Poverty and social exclusion

A suite of web pages to aid researchers looking specifically for data on poverty and social exclusion

QUICK ACCESS TO

- Ageing
- Crime
- Education
- Environment and energy
- Ethnicity
- Health and health behaviour
- Housing and local environment
- Information and communication

About our data

Key data

• Data by theme

Ageing

Crime

Education

Environment and energy

Ethnicity

Health

Housing

Information and communication

Labour

Poverty

Data by geography

Open data

How to access

Other providers

Explore online

Data access policy

Thesauri

UK Data Service



Poverty and social exclusion

"discover our data collections, support guides, case studies.."



Key data

Discover

Research

Resources

SHARE

Whilst there is a wealth of data on poverty and social exclusion, a number of studies are regarded as 'key' in the UK – either through their subject/geographical coverage, their use of standard measures, their longevity, their usage among the research community or because they are used to create 'official' figures.

The majority of the data described are known as 'raw', 'primary' or 'source' data in the sense that they represent information that has been collected 'first-hand'; they are original data sources which may then be used for 'secondary' analysis by researchers not involved in the data collection process. The majority of these data are anonymised because they describe the attitudes, behaviour, circumstances and personal details of the individuals being studied. These [types of data](#) are heavily used by the academic and government research communities.

The UK Data Service provides access to the following primary data sources:

Study name	Coverage	Topics
1970 British Cohort Study	1970-continuing; Great Britain	Socio-economic group Income from earnings, benefits & investments Debts
British Social Attitudes	1983 – ongoing; Great Britain	Attitudes towards immigration and other groups in society

UK Data Service



Discover – conducting a search

- Discover
 - Variable and question bank
 - QualiBank
 - Type +
 - Subject +
 - Date +
 - Data type -
 - UK Survey data (285)
 - Historical data (96)
 - Time series (89)
 - Cohort and longitudinal studies (76)
 - International macrodata (26)
 - Show more... Refine
 - Key data +
 - Country +
 - Kind of data +
 - Spatial unit +
 - Analysis unit +
 - Access +

Search and browse our data collections, support guides, case studies, and related publications.

debt

GO

Reset filters | Clear search | Auto-complete | Advanced search | Help

Case study | Data collection | Series record | ESRC output | Support guide | Guide to icons

Results per page: 10 | Sorted by: Relevance

Displaying 1-10 of 477 results

1 2 3 4 5 >>>

SN 4813 World Bank International Debt Statistics, 1970-2014
World Bank Group

+ Full record... | Access online | DDI XML | Similar data collections

SN 4956 OECD International Development (Debt and Aid) Statistics, 1975-2013
Organisation for Economic Co-operation and Development

+ Full record... | Access online | DDI XML | Similar data collections

SN 6414 General Lifestyle Survey, 2008: Special Licence Access
Office for National Statistics. Social and Vital Statistics Division

+ Full record... | Download/Order | DDI XML | Similar data collections

SN 4994 IMF Government Finance Statistics, 1990-2014
International Monetary Fund

+ Full record...

Service



Variable and Question Bank

Variable and question bank

Search and browse variables and questions from survey datasets.

health condition/disability

Reset filters | Clear search | Search only question text/responses | Auto-complete | Help

Results per page: 10 | Sorted by: Relevance

Displaying 1-10 of 2350 results

M363_8c1 : When you have experienced difficulties, which of the following things have you experienced?
Question Text: Thinking about when you have experienced difficulties using these services in the last 12 months, because of your health condition/disability, which of the following things mention...
ONS Opinions Survey, February 2011
+ View responses...

M363_11M14 : Last twelve months, experienced difficulties when going places for reasons related to health con, disability?
Question Text: Thinking generally, over the last twelve months, have you experienced any of the difficulties on this card when going places or getting around for reasons specifically related to y...
ONS Opinions Survey, November 2011
+ View responses...

M363_8M5 : Wanted to do any things on this card, but had difficulty because of your health condition/disability?
Question Text: Over the last 12 months, have you wanted to do any of the things mentioned on this card, but had difficulty or have been unable to do them for reasons specifically related to your ...
ONS Opinions Survey, March 2008
+ View responses...

M363_8M5 : Have you wanted to do any of the things mentioned on this card, but had difficulty
+ View responses...

Discover

- Variable and question bank
- QualiBank
- Series

- Opinions and Lifestyle Survey (2348)
- Longitudinal Study of Young People in England (2)
- 1970 British Cohort Study (0)
- British Election Study (0)
- British Social Attitudes Survey (0)

Show more... Refine

Survey +

Country +

Date +

Data collector +

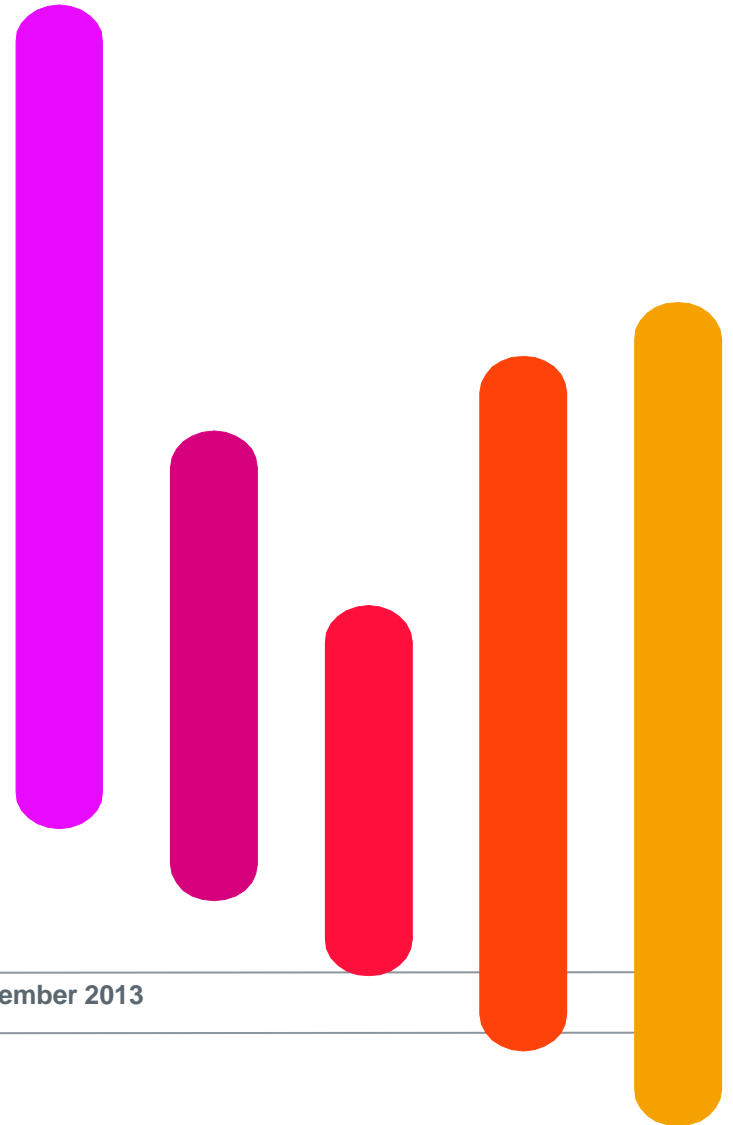
Question: Harmonised set +

Question: Intent +



Accessing Data

- Access conditions
- How to access & download data
- Other ways to access data



Data access

- Web access to data and metadata
- Data are freely available to researchers and students in higher education institutions
- Data supplied in a variety of formats
 - statistical package formats (e.g. SPSS, STATA)
 - databases and spreadsheets
 - word processed documents, PDF documents etc.



Accessing data - registration

- Click on the 'login' link on the UK Data Service homepage
- Click on 'login to the UK Data Service'
- Find University of Cambridge in the list of institutions and proceed to the login page
- Enter your own Cambridge login details
- Complete the registration form as a new user
- Accept the End User Licence



Accessing data

- If you are at a UK university, you can use your own institutional username and password to log in and register with the UK Data Service
- If you are not at a UK University you will have to [apply](#) for a UK Data Archive username and password



Accessing data: Step by step

- About our data
- Key data
- Data by theme
- Data by geography
- Open data
- How to access
- Other providers
- Explore online
- Data access policy
- Thesauri

Key data

Browse our most popular datasets, by data type.

UK surveys	Cross-national surveys	Longitudinal studies	International macrodata	Census data
Business microdata	Qualitative / mixed methods			

SHARE ↗

Longitudinal studies involve repeated observations of the same subjects, allowing researchers to analyse change at the individual level.

The UK is home to several key longitudinal studies, including major panel and internationally-renowned cohort studies.

- [Discover data](#) from longitudinal studies
- [Discover case studies](#) relating to longitudinal studies

1970 British Cohort Study

The 1970 British Cohort Study (BCS70) follows the lives of more than 17,000 people born in England, Scotland and Wales in a single week of 1970. Over the course of cohort members' lives, the BCS70 has broadened from a strictly medical focus at birth to collect information on health, physical, educational and social development, and economic circumstances among other factors.

British Household Panel Survey

The British Household Panel Survey (BHPS) was carried out by the Institute for Social and Economic Research (ISER) from 1991-2009 (Waves 1-18). From Wave 19, the BHPS became part of a new longitudinal study called Understanding Society.



British Household Panel Survey







[Abstract](#) | [Access](#) | [Get started](#) | [FAQ](#) | [Related](#) | [Links](#) | [Search](#)

SERIES ABSTRACT

The British Household Panel Survey (BHPS) was carried out by the Institute for Social and Economic Research (ISER) at the University of Essex from 1991-2009 (Waves 1-18). The main objective of the survey was to further understanding of social and economic change at the individual and household level in Britain (the UK from Wave 11 onwards), to identify, model and forecast such changes, their causes and consequences in relation to a range of socio-economic variables. From Wave 19, the BHPS became part of a new longitudinal study called Understanding Society, or the United Kingdom Household Longitudinal Study (UKHLS), conducted by ISER. The BHPS sample is part of Understanding Society from Wave 2 onwards and BHPS sample members have an identifier within the Understanding Society datasets, allowing users to match BHPS Wave 1-18 data to Understanding Society Wave 2 data and onwards.


DATA ACCESS


GN 33196 | BRITISH HOUSEHOLD PANEL SURVEY, 1991-2009 


SN	Study Description	Explore Online	Download / Order <input type="checkbox"/>
3909	British Household Panel Survey Derived Current and Annual Net Household Income Variables, Waves 1-18, 1991-2009	-	 <input type="checkbox"/>
5151	British Household Panel Survey: Waves 1-18, 1991-2009	-	 <input type="checkbox"/>
5629	British Household Panel Survey Consolidated Marital, Cohabitation and Fertility Histories, 1991-2009	-	 <input type="checkbox"/>
3954	British Household Panel Survey Combined Work-Life History Data, 1990-2005	-	 <input type="checkbox"/>
5354	Human Capital and Social Position in Britain: Creating a Measure of Wage-Earning Potential from BHPS Data, 1991-2004	-	 <input type="checkbox"/>
5363	British Household Panel Survey Calibrated Time Use Data, 1994-2004	-	 <input type="checkbox"/>

Add these datasets to my order

[GO](#)

GN 33391 | BRITISH HOUSEHOLD PANEL SURVEY, 1991-: CONDITIONAL ACCESS, MEDIUM-LEVEL GEOGRAPHICAL IDENTIFIERS 

GN 33398 | BRITISH HOUSEHOLD PANEL SURVEY, 1991-: SPECIAL LICENCE ACCESS, LOWER-LEVEL GEOGRAPHICAL IDENTIFIERS 

GN 33407 | BRITISH HOUSEHOLD PANEL SURVEY, 1991-: SECURE DATA SERVICE ACCESS 

GETTING STARTED

How can I find out about the datasets – variables, population, sample size etc.?

UK Data Service



Login to the UK Data Service

Existing users

[Login to the UK Data Service](#)

New users

If you are a new user, see [Registration](#). If you have a username and password acceptable by the Service [register with the UK Data Service](#).

See also our [Advice for new users](#).

For approved researchers using controlled data

Use the [Secure Lab login](#) which is only available to researchers who have successfully applied for access to restricted data which cannot be downloaded.

PLEASE NOTE: The Secure Lab will be unavailable every Tuesday between 10.00 and 12.00 for maintenance.

UK Data Service





Delivering quality social and economic data resources

Which organisation would you like to sign in with?

Start typing the name of your organisation (e.g. Anywhere College) in the search box, and options will appear below:

UK Data Archive ✕ Continue

UK Data Archive Sign In

The UK Access Management Federation
[Accessibility statement](#) [Privacy and Cookies Policy](#)

Search over [All Sites](#)






Delivering quality social and economic data resources

Which organisation would you like to sign in with?

Start typing the name of your organisation (e.g. Anywhere College) in the search box, and options will appear below:

Cambridge Regional College

 University of **Cambridge**

The UK Access Management Federation
[Accessibility statement](#) [Privacy and Cookies Policy](#)

Search over [All Sites](#)



University of Essex

UK Data Archive and related services
requires that you log in with your
University of Essex ID and password.

University of Essex ID

Password

- Don't Remember University of Essex ID
- Clear prior granting of permission for
release of your information to this service.

LOGIN

Your Datasets

* If all your usages below have expired then either [register a new use of data](#) or get in touch to extend the expiry date.*

To proceed with your order, please select a usage or [register a new use of data](#) and click on Add datasets.

Your account

Your details

Usage details

Order history

Special Conditions

	ID Number	Title	Expiry date
<input type="radio"/>	91041	The impact of income on social attitudes to taxation and wealth redistribution	26/5/2017
<input type="radio"/>	76511	Gender attitudes towards partnerships	24/1/2016
<input type="radio"/>	73506	Festival of Social Sciences	4/10/2015



Datasets for usage 93579 - UKDS Webinars

Use the download column to download now or request for download or the other media column to e.g. request data on CD. Add more datasets to this usage below.

<u>SN</u>	<u>Study Description</u>	<u>Status</u>	<u>Download</u>	<u>Explore Online</u>	<u>Other media</u>
5151	British Household Panel Survey: Waves 1-18, 1991-2009		Download	-	<input type="checkbox"/>
					GO

All requests are usually made available within 15 working days. Download requests are usually supplied in SPSS, STATA, TAB and RTF (qualitative only) formats and include documentation (in Adobe Acrobat PDF format). If data are required on CD or in another format, please use the 'Other media' option.

Add a dataset to this usage - enter the study number (e.g. 1234)



If you do not know the study number(s), find datasets using [Search catalogue](#), [Major studies](#) and use the 'Download/Order' links to add the study to this usage.

Order or view previous orders for datasets from a non-UK archive that do not have a study number in our online catalogue [GO](#)

[Details for this usage](#)



End User Licence Reminder for SN : 5151

Conditions of Use

I understand that these data are supplied under the UK Data Archive [End User Licence](#). I agree to abide by the terms and conditions of the Licence.



You have selected to download the following dataset -

SN: 5151 British Household Panel Survey: Waves 1-18, 1991-2009

For Usage -

Usage number: [93579](#)

Usage title: UKDS Webinars

Intended use: NON-COMMERCIAL

Under 'Format download' click on your chosen format button. **You must choose to 'Save this file to disk'.**

See [Download and format help](#) if you have problems downloading and for advice on choice of formats, file contents, and unzipping the compressed zip file.

Format download	Filename	File size
SPSS	5151SPSS_F864887C4E6472809B315AD4CBDA22FD.ZIP	191.99 MB
STATA	5151STATA8_51ECE7BDA43B49735C6EAAEEBC99B03F.ZIP	174.31 MB
TAB	5151TAB_F601B93B6EFBDA4B9D31A571C65970ED.ZIP	213.34 MB



Data Access Conditions

- End User Licence (EUL)
- Special Conditions (SC)
- Special Licence (SL)
- Secure Lab Data Access (**UK HE researchers only!**)



Online analysis with Nesstar

- Online data browsing and analysis system
- Allows users to search for, locate, browse and analyse and download a wide variety of statistical data within a web browser
- UK Data Archive, as service provider for the UK Data Service, hosts a Nesstar server populated by its most popular data series
- Registration is required for analysis such as cross-tabulations and regressions



Using Nesstar



About the UK Data Service Nesstar Catalogue

The UK Data Service Nesstar catalogue provides online access to a selection of key survey datasets from the UK Data Service Data Catalogue - please note that the [UK Data Service Data Catalogue](#) also offers a wide range of additional data.

To explore the contents of the Nesstar catalogue click on the '+' next to a catalogue name in the left frame. This will expand the selected catalogue, and further catalogues will then be displayed. The right frame displays the contents of the item selected in the left frame.

The Research Datasets catalogue provides access to survey datasets in their entirety whilst the Teaching Datasets catalogue provides access to samplers and subsets of data that are particularly suitable for teaching and learning purposes.

Access to descriptive information and variable description frequencies is freely available to all users and does not require registration. Non-commercial users who are registered with the UK Data Service can also produce and download tabulations, analyses and graphical charts and can download data, including subsets. Some datasets include a 'Mapping variable' folder and, once added to a tabulation, these variables can be represented on a map of the UK.

Information on registering with the UK Data Service is available from [How to access data](#).

Context-sensitive help is available at any time using the Help icon above.

Web browser information:

- Macintosh Operating System users are advised to use Firefox, Mozilla or Safari browsers.
- If you experience any problems when using Internet Explorer please try Firefox or follow the instructions at: [Help - Frequently Asked Questions](#).

Research Datasets

- 1970 British Cohort Study
- Active People Survey
- British General Election Study
- British Social Attitudes Survey
- Continuous Household Survey
- Citizenship Survey
- E-Living Survey
- Employer Perspectives Survey
- European Company Survey
- European Quality of Life Survey
- European Union Statistics on Income and Living Conditions
- European Working Conditions Survey
- General Household Survey
- Health Survey for England
- Integrated Household Survey
- Kids' Life and Times Survey
- Labour Force Survey Ad Hoc Module Eurostat Datasets
- Labour Force Survey Annual Eurostat Datasets
- Life Opportunities Survey
- Living Costs and Food Survey (formerly Expenditure and Food Survey)
- Longitudinal Study of Young People
- Millennium Cohort Study
- National Child Development Study
- National Travel Survey
- New Russia Barometer
- Northern Ireland Health Survey
- Northern Ireland Life and Times Survey
- Northern Ireland Social Attitudes Survey
- Opinions and Lifestyle Survey (formerly ONS Opinions or Omnibus Survey)
- Quarterly Labour Force Survey
- Quarterly Labour Force Survey, Eurostat Datasets
- Quarterly Labour Force Survey, Household

Using Nesstar

DESCRIPTION TABULATION ANALYSIS

Dataset: Living Costs and Food Survey, 2013

How is your health...in general, is it: Categories

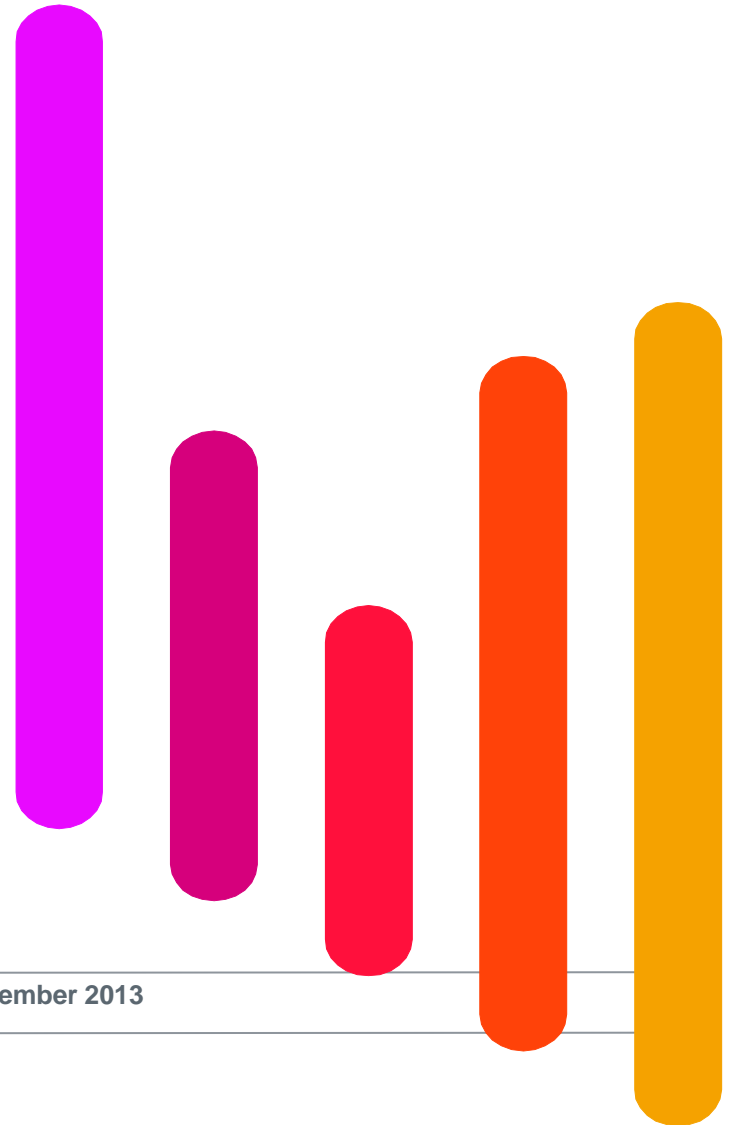
Health Category	% of all	Frequency
Very good	~37.0	~3,500
Good	~39.0	~3,700
Fair	~18.0	~1,700
Bad	~5.0	~500
or very bad	~1.5	~150

How is your health in general, is it

- European Union Statistics on Income and Living Conditions
- European Working Conditions Survey
- Food and You Survey
- General Household Survey
- Health Survey for England
- Integrated Household Survey
- Kids' Life and Times Survey
- Labour Force Survey Ad Hoc Module Eurostat Datasets
- Labour Force Survey Annual Eurostat Datasets
- Life Opportunities Survey
- Living Costs and Food Survey (formerly Expenditure and Food Survey)
 - Living Costs and Food Survey, 2013
 - Metadata
 - Variable Description
 - Household File - Raw Data
 - Household Section
 - Household Composition
 - Number of adults in household
 - Number of children in household
 - Number of Civil Partners
 - Number of cohabiting partners
 - Number of married partners
 - Number of householders
 - Number of children aged 18 or under
 - Joint householder with highest income
 - Eldest joint householder with highest income
 - Person number of HRP: DV
 - Partner of HRP
 - Number of dependent children in household
 - Benefits/Benefit Units
 - Accommodation/Tenure
 - Accommodation Charges
 - Northern Ireland Rates Questions
 - Mortgages
 - Rent and Housing Benefit
 - Services in Rent
 - Water Charges
 - Structural Insurance
 - Council Tax



Other Useful Resources



Advice for New Users

"Learn about our service and how to use our resources"



The UK Data Service provides access to, and support for, the use of an extensive range of key economic and social data, spanning many disciplines and themes. Find out [about us](#).

Our search and browse application, [Discover](#), provides access to data and related resources, such as case studies, support guides and publications. Discover contains over 6,000 digital data collections for research and teaching purposes.

Using our data

Anyone can register for our service but access to our resources may differ depending on your affiliation.

Academic	Public Sector	Voluntary Sector	Commercial	Personal
-----------------	---------------	------------------	------------	----------

UK Data Service



Video Tutorials

Advice and training

Guides

● Video tutorials

Data in use

Citing data

Secure Lab

Teaching with data

Student resources

Secondary analysis

"Can you show me
how to do that?"



SHARE 

View our growing range of training videos covering a variety of topics. Our online tutorial videos provide an engaging, self-paced and easily accessible alternative to our traditional written guides.

View the videos in HD for optimal quality - click on the cog at the bottom right of the video and change the setting. It will take a few seconds to adjust and become clear.

Subscribe to our [UK Data Service YouTube channel](#) to get all our latest videos as they are published.

Accessing data

- [What are international macrodata?](#)
- [Accessing and downloading publications from the IMF eLibrary](#)

UK Data Service



Upcoming Webinars

News

Events

Data Impact Blog

● Webinars

"Do you have a recording of the webinar available online?"



SHARE 

The UK Data Service organises a number of live webinars on different topics and for different audiences.

UPCOMING WEBINARS

If you're interested in upcoming webinars, see our [events](#) page.

The UK Data Service has a rolling programme of regular webinars throughout the year. These cover different aspects of the Service and explain our key datasets. The [programme for 2016](#) has all the details.

If you would like to suggest a webinar for our consideration, download the [webinar enquiry form](#) for full details.

PAST WEBINARS

Missed the event? Our past webinars include recordings of popular past webinar events. See below some of our past webinars and explore the entire collection on our [YouTube channel](#).

Please note: some past webinar recordings include screenshots from an older version of the UK Data Service's homepage.

The Discover search box has been moved from the right-hand side to a more prominent position within the central frame of the website, just below the top navigation menu. All the top navigation menus remain the same.

UK Data Service



Collecting your own data?

UK Data Service



- Data lifecycle
- Plan to share
- Legal and ethical
- Copyright
- Document your data
- Format your data
- Store your data
- Collaborative research
- Training
- Handbook

- About us
- Get data
- Use data
- Manage data**
- Deposit data
- News and events

Home > Manage data

Prepare and manage data

"Good data habits from the moment you start planning your research"



SHARE

Data created from research are valuable resources that can be used and reused for future scientific and educational purposes.

Good data management practices are essential in research, to make sure that research data are of high quality, are well organised, documented, preserved and accessible and their validity controlled at all times. This results in efficient and excellent research. Well managed data are easily shared and can thus be used for new research or to duplicate and validate existing research.

Data management needs to be planned early on in research, so that practices can be implemented throughout the research cycle.

The screenshot shows the UK Data Service website interface. At the top, there are navigation links for LOGIN and REGISTER. Below that is a search bar with the text "DISCOVER UK DATA SERVICE" and a GO button. There are also radio buttons for "Data" and "Website". The main content area features a book cover titled "MANAGING AND SHARING RESEARCH DATA: A Guide to Good Practice" by Louise Cook. Below the book cover, there is a section titled "GUIDE TO GOOD PRACTICE" with the text "Get the handbook on Managing and Sharing Research Data: a Guide to Good Practice from Sage publications" and a right-pointing arrow.

QUICK ACCESS TO



Questions

ukdataservice.ac.uk/help/

Follow us at:

ukdataservice@jiscmail.ac.uk

twitter.com/ukdataservice

facebook.com/ukdataservice

